

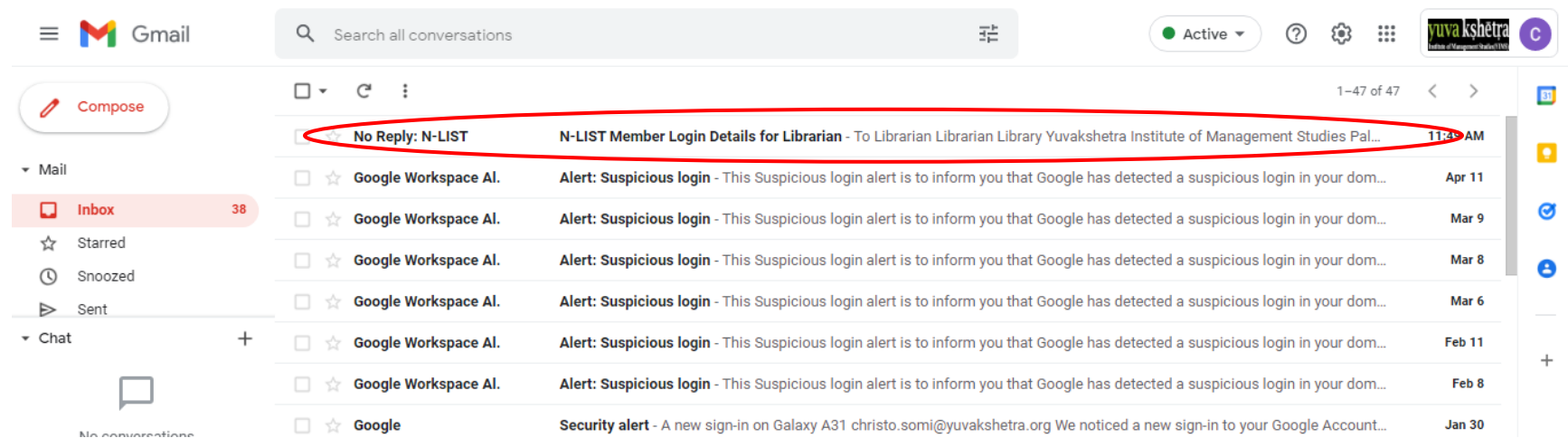
# NLIST INFLIBNET MEMBER'S LOGIN MANUAL

Central Library Yuvakshetra IMS

Prepared by Christo Somi, Librarian, Yuvakshetra IMS.

## Step 1

Click on the Mail received from NLIST



For any further queries please contact : Mr. Christo Somi, Librarian, YIMS. e-mail: [librarian@yuvakshetra.org](mailto:librarian@yuvakshetra.org)

## Step 2

**Step 2 (1)**  
Click on the link and validate with user id and One Time Password

This is an auto-generated email. Please DO NOT REPLY.

Dear N-LIST Member

Please find below the Member Username and password for NLIST member login detail, which will allow you to access E-resources. The N-LIST Member can login through NLIST Website at <https://nlist.inflibnet.ac.in/>

**The Credential has been sent on behalf of your college(Yuvakshetra Institute of Management Studies)**

**N-LIST Login Details for Member Login**  
Username: [christo\\_somi@yuvakshetra.org](mailto:christo_somi@yuvakshetra.org)  
Password: 266917 (One Time Password)

**User Id & One Time Password**

You need to activate your username using the OTP and set your desired password using <https://nlist.inflibnet.ac.in/vactivate.php>.

**Systematic download of e-resources content is Strictly Prohibited.** Terms and Condition for access to e-resources is available at <https://nlist.inflibnet.ac.in/vlicence.php>

## Step 3

The screenshot shows a web browser window with the URL `nlist.inflibnet.ac.in/vactivate.php`. The page header includes the N-LIST logo and navigation links: College Admin Login, Licences and Fair Use, FAQs, Downloads, Awareness Programme, HOME, ABOUT, MEMBERS, REGISTER, E-RESOURCES, and SEARCH. The main content area is titled "Member User Activation / Reset Password" and contains a form with the following fields and callouts:

- 3(1)** Enter your Username here: Points to the "Email (Username) \*" input field.
- 3(2)** Enter the Given One Time Password: Points to the "Current Password/One Time Password \*" input field.
- 3(3)** Set your New Password: Points to the "New Password \*" and "Retype New Password \*" input fields.
- 3(4)** Confirm your New Password: Points to the "Retype New Password \*" input field.

The form also includes a CAPTCHA challenge (10 + 1) and a blue "Activate User / Reset Password" button.

## Your Id is activated

The screenshot displays the N-LIST website interface. At the top left is the INFLIBNET logo and the text 'N-LIST National Library and Information Services Infrastructure for Scholarly Content extending access to e-Resources to colleges in India'. The top right navigation bar includes links for 'College Admin Login', 'Licences and Fair Use', 'FAQs', 'Downloads', and 'Awareness Programme'. Below this is a main navigation menu with 'HOME', 'ABOUT', 'MEMBERS', 'REGISTER', 'E-RESOURCES', and 'SEARCH'. The main content area is titled 'Member User Activation / R' and contains a form for 'Activate User / Reset Password'. The form fields include 'Email (Username) \*' with the value 'christo.somi@yuvakshetra.org', 'New Password \*' (masked with dots), a CAPTCHA challenge '10 + 1' with the answer '11', and a 'Activate User / Reset Password' button. A white modal dialog box is centered on the screen, displaying the message 'User Activated' and 'You have access of e-Resources till 2025-03-31 subject to your college membership validity.' with an 'OK' button.

## Step 4

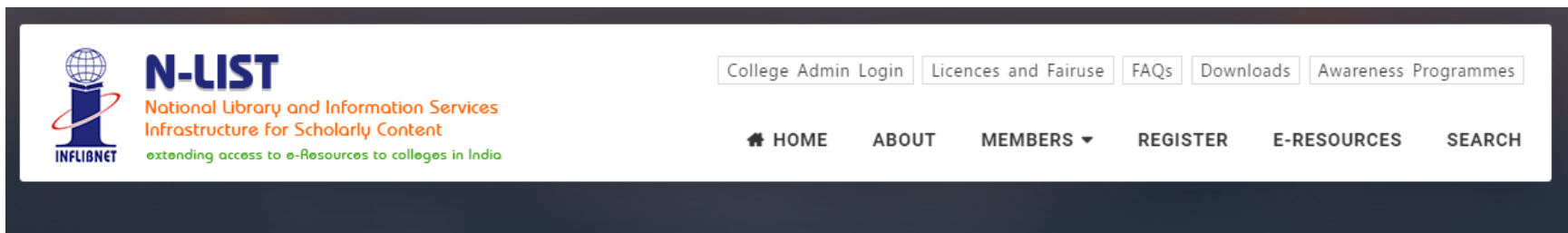
For Log in

Go to <https://nlist.inflibnet.ac.in/>

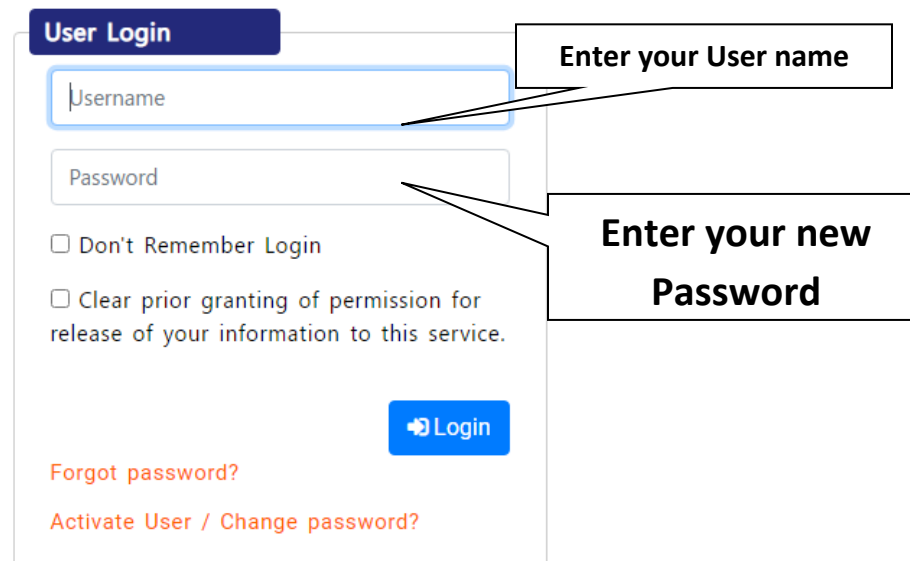
The screenshot shows the N-LIST website homepage. The header includes the N-LIST logo and navigation links: College Admin Login, Licences and Fair Use, FAQs, Downloads, and Awareness Programme. Below the header is a main navigation bar with links for HOME, ABOUT, MEMBERS, REGISTER, E-RESOURCES, and SEARCH. The main content area features three columns: 1. A section for e-ShodhSindhu consortium with a 'READ MORE' button. 2. A section titled 'Who are eligible?' with a 'JOIN' button. 3. A 'REGISTERED MEMBER'S LOGIN' section with an orange warning box and a 'LOGIN' button. A callout bubble points to the 'LOGIN' button with the text 'Click Here to Login'. At the bottom, there are three contact boxes: 'FOR PAYMENT RELATED QUERIES' with email 'paymentinfo[at]inflibnet.ac.in', a search bar for 'e-books and e-journals', and 'FOR ACCESS RELATED ISSUES' with email 'college[at]inflibnet.ac.in'.

For any further queries please contact : Mr. Christo Somi, Librarian, YIMS. e-mail: [librarian@yuvakshetra.org](mailto:librarian@yuvakshetra.org)

## Step 5



The screenshot shows the header of the N-LIST website. On the left is the INFLIBNET logo and the text "N-LIST National Library and Information Services Infrastructure for Scholarly Content extending access to e-Resources to colleges in India". On the right, there are navigation links: "College Admin Login", "Licences and Fairuse", "FAQs", "Downloads", and "Awareness Programmes". Below these are main navigation links: "HOME", "ABOUT", "MEMBERS", "REGISTER", "E-RESOURCES", and "SEARCH".



The form is titled "User Login" and contains the following elements:

- A text input field labeled "Username" with a callout box pointing to it that says "Enter your User name".
- A text input field labeled "Password" with a callout box pointing to it that says "Enter your new Password".
- Two checkboxes: "Don't Remember Login" and "Clear prior granting of permission for release of your information to this service.".
- A blue "Login" button with a right-pointing arrow.
- Two links: "Forgot password?" and "Activate User / Change password?".

## Step 6



[College Admin Login](#) [Licences and Fairuse](#) [FAQs](#) [Downloads](#) [Awareness Programmes](#)

[HOME](#) [ABOUT](#) [MEMBERS](#) [REGISTER](#) [E-RESOURCES](#) [SEARCH](#)

You are about to access the service:  
nlist.inflibnet.ac.in

Information to be provided to Service	
eduPersonEntitlement	http://nlist.inflibnet.ac.in/general
eduPersonScopedAffiliation	member@nlist.inflibnet.ac.in
uid	christo.somi@yuvakshetra.org

The information above would be shared with the service if you proceed. Do you agree to release this information to the service every time you access it?

Select an information release consent duration:

Ask me again at next login

- I agree to send my information this time.

Ask me again if information to be provided to this service changes

- I agree that the same information will be sent automatically to this service in the future.

Do not ask me again

- I agree that all of my information will be released to any service.

This setting can be revoked at any time with the checkbox on the login page.

Reject

Accept

Accept the  
T&C

## Your Account is ready for use

The screenshot displays the N-LIST website interface. At the top left is the INFLIBNET logo and the N-LIST title. Navigation links include 'College Admin Login', 'Licences', 'Awareness Programme', 'HOME', 'ABOUT', 'MEMBERSHIP', 'RESOURCES', and 'SEARCH'. A search bar is present with a 'Search' button. Below the navigation is a section titled 'Subscribed e-Journals and e-Books' with a message: 'The Consortium subscribes to the following resources for the colleges. All electronic resources subscribed are available from the publisher's website.' A red warning message states: 'You may face difficulty in access to few e-Resources. Sorry for the inconvenience caused.' Below this is a search input field with the placeholder text 'You may search e-Books or e-Journals', a dropdown menu set to 'All Fields', and a 'Search' button. Two callout boxes point to the search input field, one containing the text 'Search the keywords here'. Below the search bar are two columns of resource lists. The left column is titled 'E-Journals (Fulltext)' and lists: 'American Institute of Physics [18 titles]', 'Annual Reviews [titles]', 'Economic and Political Weekly (EPW) [1 title]', and 'Indian Journals [titles]'. A callout box labeled 'Full Text E-Journals' points to this list. The right column is titled 'E-Books' and lists: 'Cambridge Books Online [1800 titles]', 'E-brary [185000+ titles]', 'EBSCoHost-Net Library [936 titles]', and 'Hindustan Book Agency [65+ titles]'. A callout box labeled 'E-Books' points to this list.

**Search the keywords here**

**Full Text E-Journals**

**E-Books**



*Thank You!*